



Parents' & Carers' Survey – October 2016



Your Views Count!

- Thank you to all parents/carers who completed our survey
- This document presents the results of our Annual Survey of Parents/Carers Views. 116 families responded to the survey.
- This survey – and the other small surveys we carry out throughout the year helped to shape the ongoing development of the school.




The results were extremely positive and we are looking into ways of improving any of the areas which expressed concern from any parent. The results of the survey are as follows:

Parent Survey

		Strongly Agree	Agree	Disagree	Strongly Disagree	Don't Know	Total % in Agreement	Total % who Disagree
1	My child is happy at school	73%	25%	1%			98%	1%
2	My child feels safe at this school	72%	27%			1%	99%	0%
3	My child makes good progress at this school	73%	27%				100%	0%
4	My child is well looked after at this school	80%	19%			1%	99%	0%
5	My child is well taught at this school	77%	23%				100%	0%
6	My child receives appropriate homework for their age	71%	29%				100%	0%
7	This school makes sure the pupils are well behaved	71%	32%	2%			98%	2%
8	This school deals effectively with bullying	54%	30%	4%		12%	84%	4%
9	This school is well lead and managed	66%	31%	1%		2%	97%	1%
10	This school is welcoming and pleasant place to visit	81%	79%				100%	0%
11	The school responds well to any concerns I raise	62%	30%	3%		1%	96%	3%
12	I receive valuable information from the school about my child's progress	61%	35%	3%		1%	96%	3%
13	There are a good range of clubs for my child to enjoy	63%	31%	2%		4%	94%	2%
14	The school has a good reputation in the local community	70%	27%			3%	97%	0%
15	Would you recommend English Martyrs' Primary to other parents?	85%	13%			2%	98%	0%

Pupil Voice
KS1 Maths Questionnaire
Results



			
I like Maths	77%	18%	5%
I use things to help me such as cubes, bead strings, dienes, numicon and number lines	91%	9%	0%
It is important to be good at Maths	96%	4%	0%
My teacher explains things clearly using pictures and models	98%	2%	0%
If I get something wrong I try again	98%	2%	0%
I work with my friends in Maths lessons	89%	11%	0%
I like Mathletics	89%	7%	4%
I use Mathletics at home	77%	2%	21%
I know my Maths target	98%	2%	0%
I can do my Maths homework by myself	88%	10%	2%



Pupil Voice
KS2 Maths Questionnaire
Results

	Strongly Agree	Agree	Disagree	Strongly Disagree
I enjoy Maths lessons	54%	37%	6%	3%
I want to do well in Maths	85%	14%	1%	0%
I think Maths is important and interesting	55%	37%	6%	2%
My teacher explains things clearly in lessons	77%	23%	0%	0%
If I make a mistake I don't give up and try again.	64%	35%	1%	0%
I know how to improve my work	62%	36%	2%	0%
I like having apparatus such as multi-line, dienes rods, numicom, counters, number lines and bead strings	39%	32%	22%	7%
I talk about Maths with friends in lessons.	52%	42%	6%	0%
I feel challenged through problem solving and reasoning.	42%	43%	12%	3%
I think Mathletics has improved my Maths skills I use Mathletics at home	63%	30%	5%	2%
I have a Maths target	86%	13%	1%	0%
I can explain my Maths target to others	73%	27%	1%	0%
I complete regular homework in Maths	85%	14%	1%	0%