










ENGLISH – YEAR 2		
	Autumn 1	Autumn 2
Texts The Gingerbread Man 	Narrative Non-chronological report Recount	Persuasion Poetry Letters
The Three Little Pigs 	<ul style="list-style-type: none"> • Plan and tell a 3-part story based on own experience with a focus on expanded noun phrases to provide detail and specification. • Use information from research to group and assemble information into a short nonchronological report. • Write a simple first-person recount linked to topical or personal experience maintaining past tense and consistent use of first person. • Write a simple persuasive piece based on research, a topic of interest or a fictional book. • Explore adventurous word choices and explain the effect. • Explore free verse, compare and contrast to structured poem. • Write a formal letter to Father Christmas. Show understanding of expanded nouns and punctuate with full stops and question marks. 	
	Greater Depth	Greater Depth




English Martyrs' Primary School – English Curriculum

<p>The Owl who was afraid of the dark</p>  <p>The Jolly Postman at Christmas</p> 	<p>Revise the way the nouns are expanded eg. Adjectives after the noun, before the noun and use of additional information</p> <p>Expand on the information using subordination, coordination, expanded noun phrases to describe and specify.</p> <p>Write same recount as a third person recount.</p>	<p>Change a simple persuasive piece based on research, a topic of interest or a fictional book into a persuasive letter.</p> <p>To begin to use some adverbs, and a range of sentence openers independently.</p>
---	---	--




ENGLISH – YEAR 2		
Texts	Spring 1	Spring 2
	<p>The Bog Baby</p> 	<p>Instructions Character/Setting description Narrative</p>
<p>The Lighthouse Keepers Lunch</p> 	<ul style="list-style-type: none"> • Write instructions with some expansion about something they know well including imperative verbs and precise language choices, commands and negatives commands. • Write a character/setting description with a focus on expanded noun phrases to provide detail and specification. • Plan and tell a 3-part story based on own experience with a focus on expanded noun phrases to provide detail and specification. • Write a series of extended sentences, organised appropriately for a specific form to explain a process, ensuring relevant items are grouped together and enough details are included. 	
<p>The Hodgeheg</p> 	<p>Greater Depth</p> <p>Extend and clarify instructions using expanded nouns, subordination and co- ordination to specify and add detail. Revise the way the nouns are expanded eg. Adjectives after the noun, before the noun and use of additional information.</p>	<p>Greater Depth</p> <p>Revise the way the nouns are expanded eg. Adjectives after the noun, before the noun and use of additional information. Provide a clear audience for the explanation adding appropriate diagrams/flow charts and vocabulary choices to support the explanation for the specific</p>



ENGLISH – YEAR 2		
Texts	Summer 1	Summer 2
	Fantastic Mr Fox 	Narrative Non-chronological report Persuasion
	<ul style="list-style-type: none"> • To plan and write your own four-part story showing the use of a range of sentence types and language to add detail. • Use the language and structural features in a specific form eg. Leaflet • Write a simple persuasive piece based on research, a topic of interest or a fictional book. • Write a formal letter. Show understanding of expanded nouns and punctuate with full stops and question marks. • Write a character/setting description with a focus on expanded noun phrases to provide detail and specification. 	
	Greater Depth	Greater Depth



English Martyrs' Primary School – English Curriculum

<p>Jack and the Baked Beanstalk</p> 	<p>Expand on the language by introducing simple figurative language and more adventurous vocabulary.</p> <p>Change the form of the report from a leaflet to a page in a non-fiction book or letter to inform.</p> <p>Change a simple persuasive piece based on research, a topic of interest or a fictional book into a persuasive letter.</p>	<p>To begin to use some adverbs, and a range of sentence openers independently.</p> <p>Revise the way the nouns are expanded eg. Adjectives after the noun, before the noun and use of additional information.</p> <p>Expand on the language by introducing simple figurative language and more adventurous vocabulary.</p>
---	--	---